

# Certificate of Analysis

## RAD-140

2-chloro-4-[[[(1R,2S)-1-[5-(4-cyanophenyl)-1,3,4-oxadiazol-2-yl]-2-hydroxypropyl]amino]-3-methylbenzonitrile

**Compound** : RAD-140 **Client** : SARMS ARMY  
**Lot number** : 2023-11-08 <https://sarmsarmy.com/>  
**Analysis date** : 2023-11-16  
**Purity %** : 99.53%  
**Method** : Mass Spectrometry & UV


PubChem CID: 44200882

<https://pubchem.ncbi.nlm.nih.gov/compound/44200882>

C:\Calibur\...RAD-140\_2023-11-08

11/16/2023 2:50:45 PM

RT: 0.00 - 15.00 SM: 3B




Number of detected peaks: 3

Time (min)	Area	%Area	
7.88	9.86E+03	0.22	
<b>9.83</b>	<b>4.42E+06</b>	<b>99.53</b>	<b>RAD-140</b>
10.39	1.10E+04	0.25	

Analysis Performed by  
 Ken Pendarvis, ChE  
 Analytical Chemist  
 MZ Biolabs  
[contact@mzbiolabs.com](mailto:contact@mzbiolabs.com)

Purity determined using UV detection  
 Peak identity confirmed by mass spectrum evaluation  
 Expected mass: 393.1 g  
 Measured mass: 393.0 g  
 Molecular weight confirmed



2023-11-17

# Certificate of Analysis

## LGD-4033

4-((R)-2-((R)-2,2,2-Trifluoro-1-hydroxyethyl)pyrrolidin-1-yl)-2-(trifluoromethyl)benzonitrile

**Compound** : **LGD-4033**      **Client** : **SARMS ARMY**  
**Lot number** : **2023-11-08**      <https://sarmsarmy.com>  
**Analysis Date** : **2023-11-16**  
**Purity %** : **99.79%**  
**Method** : **Mass Spectrometry & UV**

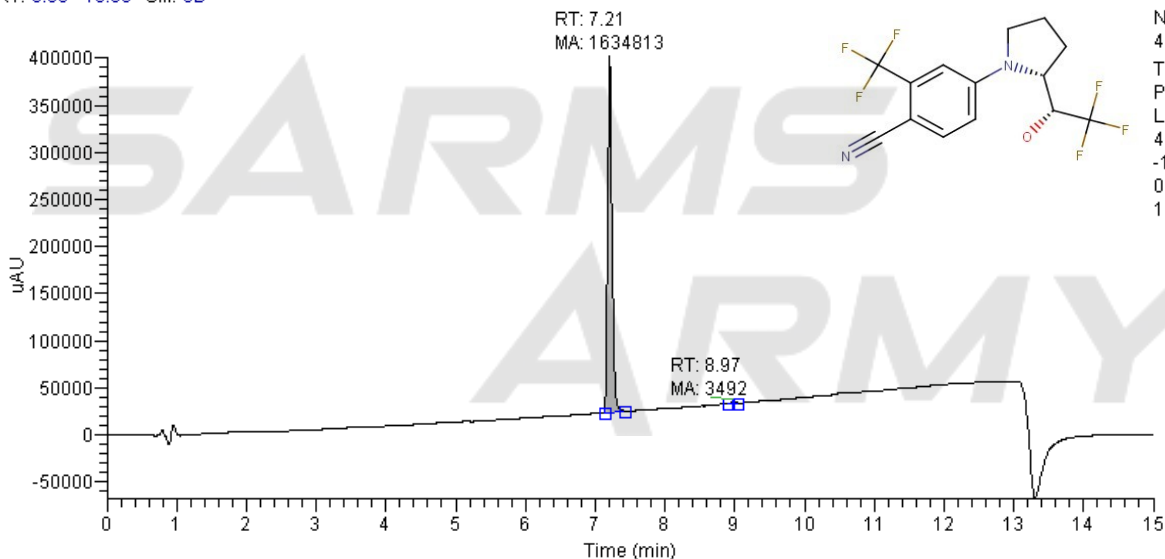
PubChem CID : 44137686

<https://pubchem.ncbi.nlm.nih.gov/compound/44137686>

LGD-4033\_2023-11-08\_231116161259

11/16/2023 4:12:59 PM

RT: 0.00 - 15.00 SM: 3B



PEAK LIST	Number of detected peaks: 2		
Time (min)	Area	%Area	
7.21	1.63E+06	99.79	LGD-4033
8.97	3.49E+03	0.21	

Analysis Performed by  
 Ken Pendarvis, ChE  
 Analytical Chemist  
 MZ Biolabs  
[contact@mzbiolabs.com](mailto:contact@mzbiolabs.com)

Purity determined using UV detection  
 Peak identity confirmed by mass spectrum evaluation  
 Expected mass: 338.1 g  
 Measured mass: 338.2 g  
 Molecular weight confirmed



2023-11-17

# Certificate of Analysis

## MK-2866 (Ostarine)

(2S)-3-(4-cyanophenoxy)-N-[4-cyano-3-(trifluoromethyl)phenyl]-2-hydroxy-2-methylpropanamide

**Compound** : MK-2866      **Client** : SARMS ARMY  
**Lot number** : 2023-11-08      <https://sarmsarmy.com/>  
**Analysis Date** : 2023-11-16  
**Purity %** : 99.23%  
**Method** : Mass Spectrometry & UV

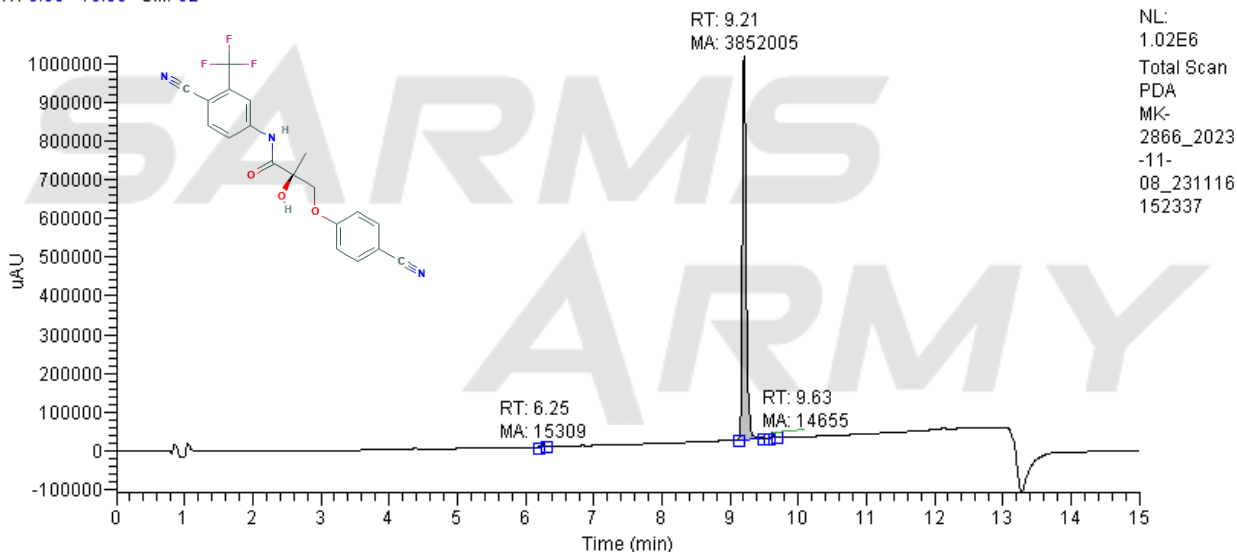
PubChem CID: 11326715

<https://pubchem.ncbi.nlm.nih.gov/compound/11326715>

MK-2866\_2023-11-08\_231116152337

11/16/2023 3:23:37 PM


RT: 0.00 - 15.00 SM: 3B



Time (min)	Area	%Area	
6.25	1.53E+04	0.39	
<b>9.21</b>	<b>3.85E+06</b>	<b>99.23</b>	<b>MK-2866</b>
9.63	1.47E+04	0.38	

Analysis Performed by  
 Ken Pendarvis, ChE  
 Analytical Chemist  
 MZ Biolabs  
[contact@mzbiolabs.com](mailto:contact@mzbiolabs.com)

Purity determined using UV detection  
 Peak identity confirmed by mass spectrum evaluation  
 Expected mass : 389.1 g  
 Observed mass : 389.0 g  
 Molecular weight confirmed



2023-11-17