

Certificate of Analysis

GW-501516 (Cardarine)

2-[2-methyl-4-[[4-methyl-2-[4-(trifluoromethyl)phenyl]-1,3-thiazol-5-yl]methylsulfanyl]phenoxy]acetic acid

Compound : **GW-501516** **Client** : **SARMS ARMY**
Lot number : **2023-11-08** <https://sarmsarmy.com/>
Analysis date : **2023-11-16**
Purity % : **99.91%**
Method : **Mass Spectrometry & UV**

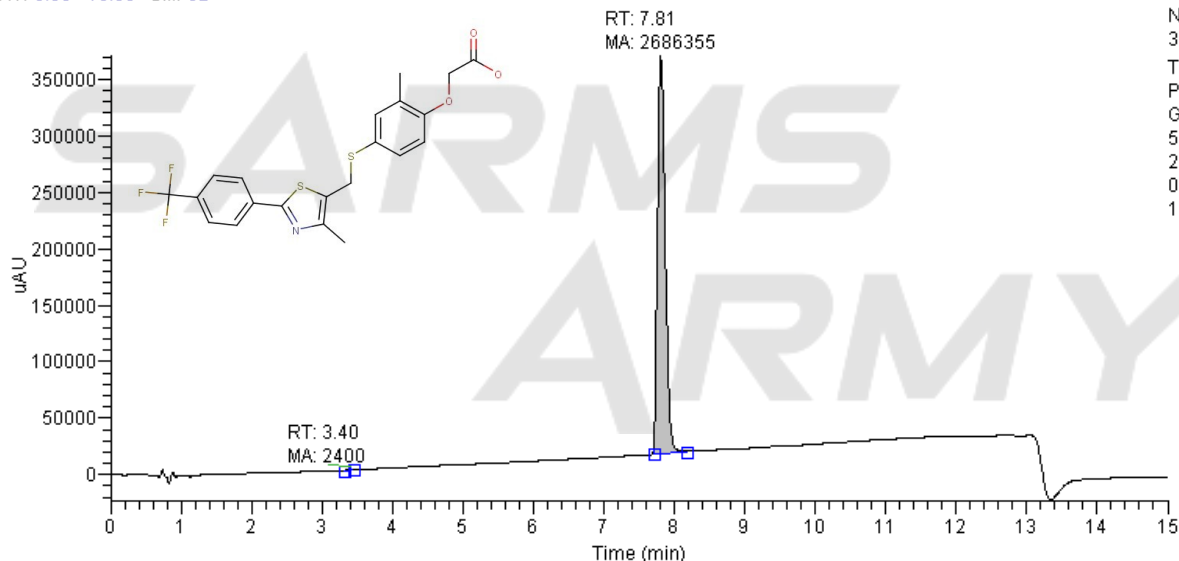
PubChem CID: 9803963

<https://pubchem.ncbi.nlm.nih.gov/compound/9803963>

GW-501516_2023-11-08_231116164553

11/16/2023 4:45:53 PM

RT: 0.00 - 15.00 SM: 3B



NL:
3.72E5
Total Scan
PDA
GW-
501516_20
23-11-
08_231116
164553

PEAK LIST	Number of detected peaks: 2		
Time (min)	Area	%Area	
3.4	2.40E+03	0.09	
7.81	2.69E+06	99.91	GW-501516

Analysis Performed by
 Ken Pendarvis, ChE
 Analytical Chemist
 MZ Biolabs
contact@mzbiolabs.com

Purity determined using UV detection
 Peak identity confirmed by mass spectrum evaluation
 Expected mass : 453.1 g
 Measured mass : 453.1 g
 Molecular weight confirmed



2023-11-17

Certificate of Analysis

RAD-140

2-chloro-4-[[[(1R,2S)-1-[5-(4-cyanophenyl)-1,3,4-oxadiazol-2-yl]-2-hydroxypropyl]amino]-3-methylbenzonitrile

Compound : RAD-140 **Client** : SARMS ARMY
Lot number : 2023-11-08 <https://sarmsarmy.com/>
Analysis date : 2023-11-16
Purity % : 99.53%
Method : Mass Spectrometry & UV


PubChem CID: 44200882

<https://pubchem.ncbi.nlm.nih.gov/compound/44200882>

C:\Calibur\...RAD-140_2023-11-08

11/16/2023 2:50:45 PM

RT: 0.00 - 15.00 SM: 3B




Number of detected peaks: 3

Time (min)	Area	%Area	
7.88	9.86E+03	0.22	
9.83	4.42E+06	99.53	RAD-140
10.39	1.10E+04	0.25	

Analysis Performed by
 Ken Pendarvis, ChE
 Analytical Chemist
 MZ Biolabs
contact@mzbiolabs.com

Purity determined using UV detection
 Peak identity confirmed by mass spectrum evaluation
 Expected mass: 393.1 g
 Measured mass: 393.0 g
 Molecular weight confirmed



2023-11-17

Certificate of Analysis

LGD-4033

4-((R)-2-((R)-2,2,2-Trifluoro-1-hydroxyethyl)pyrrolidin-1-yl)-2-(trifluoromethyl)benzonitrile

Compound : **LGD-4033** **Client** : **SARMS ARMY**
Lot number : **2023-11-08** [https://sarmsarmy.com/](https://sarmsarmy.com)
Analysis Date : **2023-11-16**
Purity % : **99.79%**
Method : **Mass Spectrometry & UV**

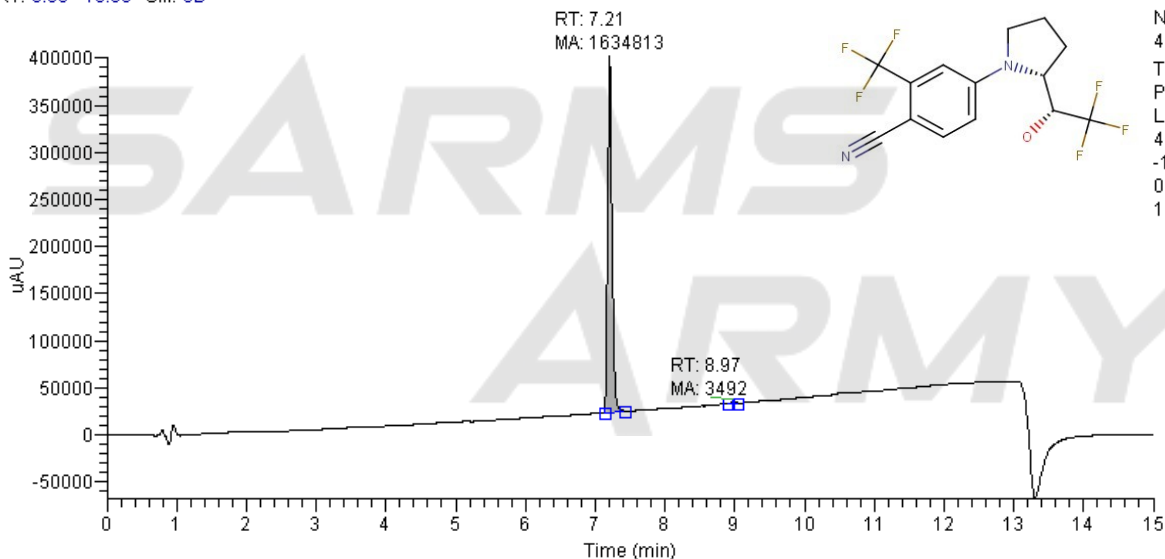
PubChem CID : 44137686

<https://pubchem.ncbi.nlm.nih.gov/compound/44137686>

LGD-4033_2023-11-08_231116161259

11/16/2023 4:12:59 PM

RT: 0.00 - 15.00 SM: 3B



PEAK LIST	Number of detected peaks: 2		
Time (min)	Area	%Area	
7.21	1.63E+06	99.79	LGD-4033
8.97	3.49E+03	0.21	

Analysis Performed by
 Ken Pendarvis, ChE
 Analytical Chemist
 MZ Biolabs
contact@mzbiolabs.com

Purity determined using UV detection
 Peak identity confirmed by mass spectrum evaluation
 Expected mass: 338.1 g
 Measured mass: 338.2 g
 Molecular weight confirmed



2023-11-17

Certificate of Analysis

MK-2866 (Ostarine)

(2S)-3-(4-cyanophenoxy)-N-[4-cyano-3-(trifluoromethyl)phenyl]-2-hydroxy-2-methylpropanamide

Compound : MK-2866 **Client** : SARMS ARMY
Lot number : 2023-11-08 <https://sarmsarmy.com/>
Analysis Date : 2023-11-16
Purity % : 99.23%
Method : Mass Spectrometry & UV

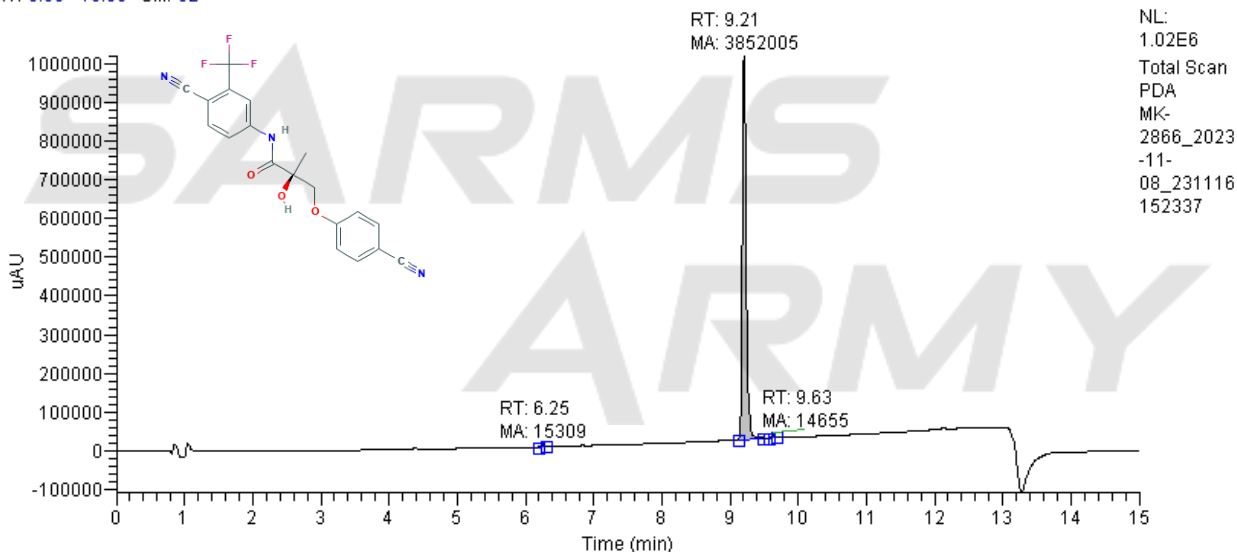
PubChem CID: 11326715

<https://pubchem.ncbi.nlm.nih.gov/compound/11326715>

MK-2866_2023-11-08_231116152337

11/16/2023 3:23:37 PM


RT: 0.00 - 15.00 SM: 3B



Time (min)	Area	%Area	
6.25	1.53E+04	0.39	
9.21	3.85E+06	99.23	MK-2866
9.63	1.47E+04	0.38	

Analysis Performed by
 Ken Pendarvis, ChE
 Analytical Chemist
 MZ Biolabs
contact@mzbiolabs.com

Purity determined using UV detection
 Peak identity confirmed by mass spectrum evaluation
 Expected mass : 389.1 g
 Observed mass : 389.0 g
 Molecular weight confirmed



2023-11-17